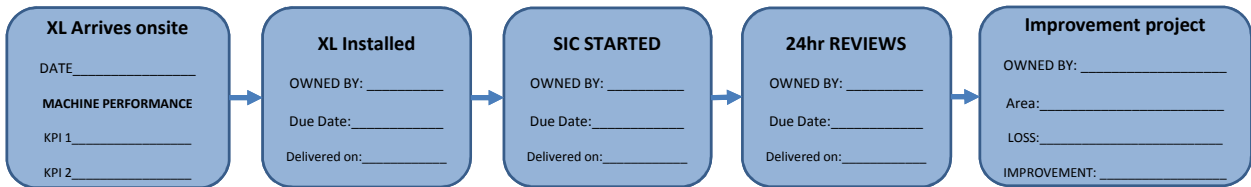



# XL•OEE Getting Results in your XL800 90 Day Trial


	Role	Person	Contact
Project Sponsor	Sets objectives and ensures project is delivered on time in full		
Engineering Champion	Allocates engineering resource to ensure board is installed on time		
Installing Engineer	Installs and configures the board with the Production Champion		
Production Champion	Identifies display and reporting requirements and sets review process		
OFX Support	OptimumFX contact supporting site to get effective use	OFX CONTACT	+44 121 447 8520


## Your XL800 MILESTONE PATH



## YOUR XL800 INSTALLATION PLAN

Month 1					WALK 
	Week 1	Week 2	Week 3	Week 4	
System State	Installation phase		Running with basic program		
Project Sponsor	Agree resource and this plan for project	End wk2, check install complete		End wk4, review how operations are using the system and benefits	
Engineering Resource	Position + install board Mains supply Network Signal wiring	Snag and complete installation	Running with basic program. Complete reviews with operations to identify snags/improvements	Ongoing →	
Production Champion	Document production data e.g. rates Review metrics list	Decide what KPI's you want on the board	Start 2 hourly system reviews (Short Interval Control - SIC)	Ongoing →	
OptimumFX	Provide appropriate documentation and generic configuration template.	End Wk 2: Telephone review check install progress	Provide support for program configuration and SIC implementation	End Wk 4: Telephone review check install progress	

Month 2					JOG 
	Week 5	Week 6	Week 7	Week 8	
System State	Running with modified program				
Project Sponsor				Formal review - installation progress and benefits	
Engineering Resource	Review progress with production and modify program/screens as required.			Formal review - installation progress and benefits	
Production Champion	Start 24hr review process Initiate campaigns	Ongoing →		Formal review - installation progress and benefits	
OptimumFX	Continue with 2hr data reviews Provide support for program configuration and 24hr review implementation - Available for web/telephone support			Telephone Review on installation progress and benefits	

Month 3					RUN 
	Week 9	Week 10	Week 11	Week 12	
System State	Running with enhanced program				
Project Sponsor				Final review of progress. OptimumFX telephone review. Confirm: Invoice payment/return Confirm: Additional Installs	
Engineering Resource	Review progress with production and modify program/screens as required.				
Production Champion	Continue 24hr review process Continue with 2hr data reviews Implement specific improvement activity E.g. SMED, Kaizan blitz	Ongoing →			
OptimumFX	Can support CI Activity as a separate service		Review improvement activity progress/actions		